



[www.muthayammal.in](http://www.muthayammal.in)



# SUPPLEMENTARY SELF STUDY REPORT

(July 2014 onwards)

Submitted to



NATIONAL ASSESSMENT AND  
ACCREDITATION COUNCIL  
Bangalore

January 2015

**MUTHAYAMMAL**  
COLLEGE OF ARTS & SCIENCE  
Rasipuram – 637 408, Namakkal District.,  
Tamil Nadu

## CONTENTS

S.No.	TITLE	PAGE NO.
1	<b>CRITERION-WISE ANALYTICAL REPORT</b>	
	<b>I - CURRICULAR ASPECTS</b>	1
	<b>II - TEACHING - LEARNING AND EVALUATION</b>	9
	<b>III - RESEARCH, CONSULTANCY AND EXTENSION</b>	16
	<b>IV - INFRASTRUCTURE AND LEARNING RESOURCES</b>	28
	<b>V - STUDENT SUPPORT AND PROGRESSION</b>	33
	<b>VI - GOVERNANCE, LEADERSHIP AND MANAGEMENT</b>	45
2	DECLARATION BY THE HEAD OF THE INSTITUTION	48





[www.muthayammal.in](http://www.muthayammal.in)



## SELF STUDY REPORT

Submitted to



NATIONAL ASSESSMENT AND  
ACCREDITATION COUNCIL  
Bangalore

February 2014

**MUTHAYAMMAL**  
COLLEGE OF ARTS & SCIENCE  
Rasipuram – 637 408, Namakkal District.,  
Tamil Nadu

## CRITERION-I: CURRICULAR ASPECTS

### 1.2 Curricular Planning and Implementation

#### Operationalization of Curriculum

In connection with operationalization of curriculum, all the teachers prepared a relevant syllabus schedule at the beginning of this semester and completed the syllabus on time.

- Better exposure to students is provided by organizing national level seminars, symposia or conferences besides invited guest (vide table 1.1).
- Students are taken on educational/industrial visits every year (vide table 1.2).

**Table 1.1**  
**Number of Conferences / Workshops / Seminars**  
**(From July 2014 onwards)**

Department	Guest Lectures	National Level Seminars	Workshops	Training Prog.
<b>Total</b>	<b>7</b>	<b>1</b>	<b>6</b>	<b>1</b>
Academy of Computer Science	2			
Biochemistry		1		
Biotechnology	1			
Microbiology				
Chemistry	1			
Electronics and Communication			1	
Physics	1			
English			1	
Commerce	1			
HM&CS			2	1
Mathematics	1			
TFD			2	



**Table 1.2**  
**Number of Industrial Visits Dept. Wise**

Department	2014-15
<b>Total</b>	<b>11</b>
BCA	1
Biotechnology	1
Chemistry	1
Commerce	1
Computer Science UG	1
Computer Science PG	1
Electronics and Communication	1
English	1
Mathematics	1
Physics	1
TFD	1

#### **Development of Curriculum**

To enrich the regular curriculum prescribed by the university, we conducted the following free certificate courses framed by internal board of studies of our college.

**Table 1.3**  
**Free Certificate courses**

S.No.	Department	Courses	Student Strength 2014
<b>TOTAL</b>			<b>480</b>
1	Biochemistry & Microbiology	CMLT(Clinical Medical Laboratory Technology)	89
2	Chemistry	Water analysis and its treatment	69
3	ACS	Tech Savvy	58
4	English	English skills in Communication	50
5	Mathematics	Quantitative Aptitude	49
6	Electronics	PC Hardware Maintenance	37
7	TFD	Painting	31
8	HMCS	Baking & Confectionary	30

9	Biotechnology	Bio technological Quality Assessment	24
10	BBA	Materials Management	22
11	Physics	Solar Energy	21

Suggestions / Corrections / Modifications indicated in table 1.4 have been forwarded to Periyar University, Salem for necessary further action.

**Table 1.4**  
**Suggestions / Corrections / Modifications**

Name of the Faculty and Department	Title of the Paper	Suggestions Submitted to the University Board of Studies
Mr.M.Ramamoorthy Department of BBA	Marketing Management	This subject is to be modified and updated
	Brand Management and Event Management	This paper may be introduced at III year level as an elective paper
Mr.A.Karthigaiselvam Department of BBA	Office Management	This paper may be introduced as an elective for I year instead of EDP.
	In-plant Training	Duration of the training period to be increased from 15 days to one month.
Mrs. N. Sudha Department of Chemistry	Organic Chemistry – I (12PCH01)	Syllabus in the Unit – I is heavy
	Physical Chemistry – III (12PCH05)	Unit – I is too heavy, certain portions may be carried over to the Unit – II
	Organic Chemistry – III (12PCH06)	Please specify whether it's structure alone or structural elucidation of cholesterol. (In syllabus it's just STRUCTURE and stereochemistry of cholesterol; whereas in sample question paper, nature and position of side chain in cholesterol is asked)
	Physical Chemistry (12UCHE03)	It is an Elective paper with 4 hours, but for an elective paper 5 hours are needed to complete the syllabus

Mrs.K.Poornima Department of Commerce	Investment Analysis & Portfolio Management	Minimize syllabus
Mrs.A.M.Nirmala Department of Computer science	.Net Programming(MCA)	The Subject may be split as "VB.NET,ASP.net" and "C# Programming"
	Distributed Computing & Linux	The Subject can be split into "Distributed Computing" and "Linux"
	Software Project Management	The Syllabus Should be updated to be the latest trend.
	.Net Programming (M.Sc., (CS))	The subject can be split into "VB.NET,ASP.NET" and "C# Programming" Separately
Mr. P.Subramaniam Department of Computer science	SBEC: Basics of internet	Provide an updated syllabus
	Visual Basic	Add crystal report program to the practical list
Mrs. R.Pushpapiya, Department of Computer science	COBOL	It is an old language. It is only used by Business oriented Companies. It is difficult to understand by the students. It may be removed
	SBEC: Basics of internet	Provide an updated syllabus

### **New member in Boards of Studies, Periyar University**

Mr. M.Ramamoorthy (Board Member - BBA)

### **1.3 Academic Flexibility**

#### **Value added Courses Offered**

In order to complement the syllabi and to encourage the students to acquire necessary skills so as to enhance their employability and self-confidence, the college conducts various value added courses.



**Table 1.5**  
**Value Added Programmes conducted by the college (2014-15)**

S.No	Course	Registered		Total
		ODD Semester 2014-15	Even Semester 2014-15	
1	Tally 9.2	43	180	<b>223</b>
2	TNPSC Exams	220		<b>220</b>
3	BEC	120		<b>120</b>
4	Workshop on Web Designing	101		<b>101</b>
5	English Enhancer	57	40	<b>97</b>
6	Art & Craft	48	48	<b>96</b>
7	Workshop on Mobile Phone Servicing	81		<b>81</b>
8	Tailoring for Girls	41	35	<b>76</b>
9	Advanced Internet	33	30	<b>63</b>
10	Computer Hardware	31	25	<b>56</b>
11	DCA	52		<b>52</b>
12	Beautician course	25	20	<b>45</b>
13	Workshop on Electrician & Wiring	41		<b>41</b>
14	Asp.Net	37		<b>37</b>
15	Workshop on Mat lab	32		<b>32</b>
16	Cooking & Baking	32		<b>32</b>
17	Workshop on PLC SCADA	21		<b>21</b>
18	Cloud Computing	17		<b>17</b>
19	Workshop on Video director	17		<b>17</b>
20	Banking		Under Registration	
21	Diploma in Animation & VFX			
22	Garment CADD			
23	Software Testing			

#### 1.4. Curriculum Enrichment

**Integration of Cross Cutting Issues such as Gender, Climate Change, Environmental Education, Human Rights, ICT etc., into the Curriculum.**

- 8 new busses have been added to the existing fleet of 59 busses in-order to give more access and better comfort to the students.
- Currently 2597 women students (54% of the total enrolment) are studying in the college which reveals the opportunities created by our institution for women empowerment.

#### Access to Value-Added Programmes to All Learners

- Every student of the college is required to compulsorily attend the language laboratory to enhance his/her communication skills/soft skills (vide table 1.6).
- Though it's not part of the university curriculum, this costly training is provided to the entire student community free of cost.

**Table 1.6**  
**Language Lab Time Table**

HOUR	I	II	III		IV	V	EC HOUR
I	BCA-A	BBA	MATHS-A	LUNCH BREAK	CS-C	HM&CS	BEC & English Enhancer
II	BCA-B	B.T	B.COM-A		III BA ENG A	ENG-A	
III	CS-B	ENG-C	B.COM-B		BCA-C	ENG-B	
IV	TFD	CHE-B	B.COM CA-B		B.COM CA-A	PHY-B	
V	CS-A	CHE-A	MATHS-B		III BA ENG B	PHY-A	
VI	M.B	BBA CA	MAHTS-C		B.C	E&C	

BEC (Business English Certificate) coaching course has been introduced in our campus in the academic year 2014-15. The certificate is issued by **Cambridge University, London** Which is an internationally recognized Certificate for the business English.

The training fee was highly subsidized. **120** students appeared in the **BEC Preliminary** Exam and **91** students obtained the certificate. It's a significant milestone in our journey of empowering the rural students.

## BEC Orientation Programme



Mrs. Padmaja Shivakumar, South India consultant from the British Council, Chennai is addressing the students

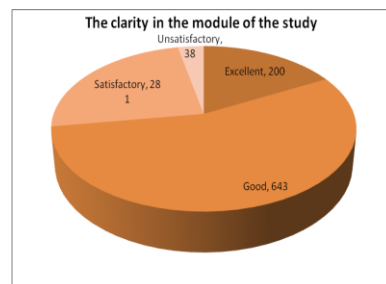
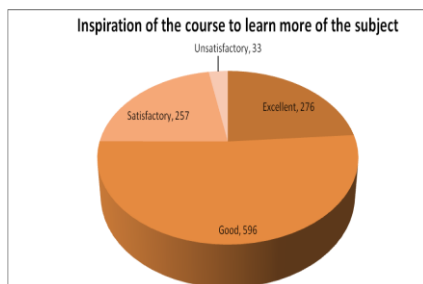
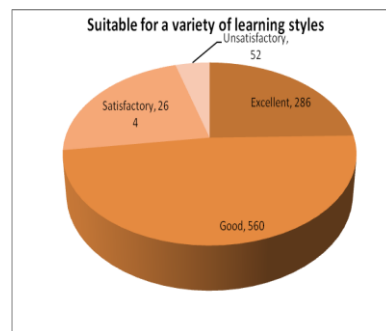
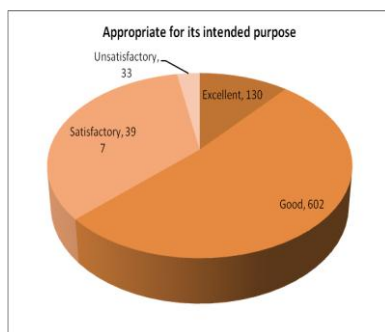
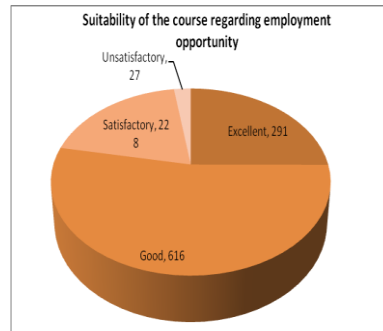
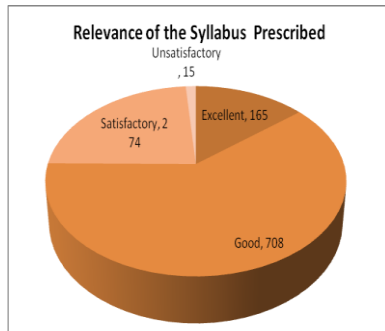


Model copy of BEC certificate, from **Cambridge University, London**



## 1.5. Feedback System

### Graphical Representation of Students' Feedback on Curriculum (2014-15)



## CRITERION-II: TEACHING-LEARNING AND EVALUATION

### 2.1 Student Enrolment and Profile

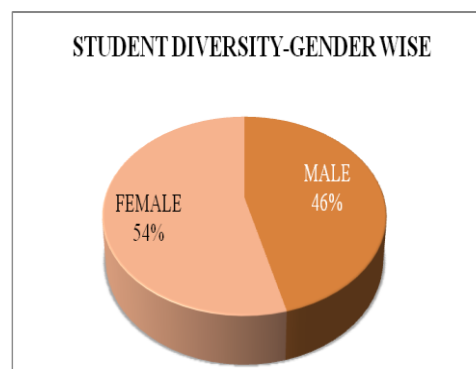
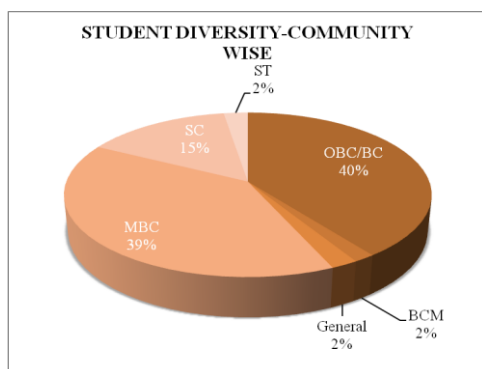
#### Review of Enrolment Profile

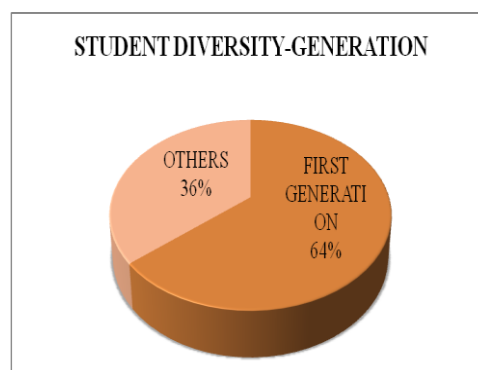
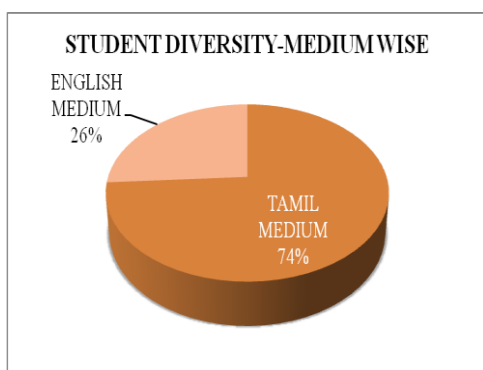
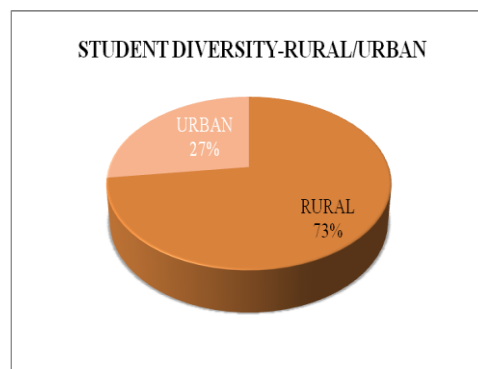
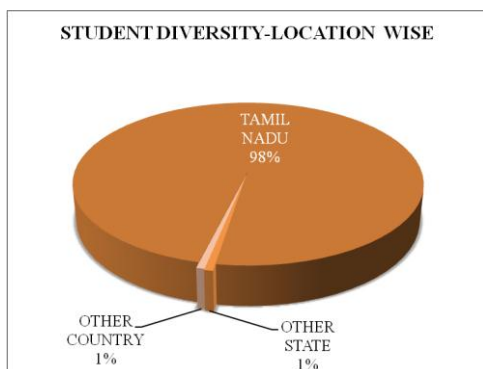
**Table 2.1**  
**Minimum and Maximum Percentage of Marks of the Batch of students**  
**Admitted at Entry Level-2014-15**

Department	UG		Department	PG		Department	M. Phil	
	Min Mark %	Max Mark %		Min Mark %	Max Mark %		Min Mark %	Max Mark %
BBA	40.3	91.4	Applied Microbiology	63.2	81.5	Biochemistry	64.0	75.7
BBA CA	41.3	90.9	Biochemistry	58.0	83.0	Biotechnology	67.7	82.0
B.Com	40.0	95.0	Biotechnology	59.4	71.9	Chemistry	59.0	84.1
B.Com CA	39.0	91.0	Chemistry	58.0	94.0	Commerce	63.0	68.0
BCA	43.0	87.0	Computer Science	61.0	75.0	Computer Science	70.0	89.0
Biochemistry	43.0	87.6	Electronics	59.0	82.0	Mathematics	59.0	91.0
Biotechnology	40.2	86.8	English	52.0	68.2	Microbiology	65.0	85.4
Chemistry	44.3	92.5	Mathematics	59.0	88.0	Physics	66.0	81.0
Computer Science	38.5	89.1	Medical Biochemistry	58.0	73.0			
Electronics	41.0	79.0	MCA	65.0	73.0			
English	42.0	88.3	M.Com	50.0	67.0			
HMCS	37.0	84.0	M.Com CA	51.0	74.0			
Mathematics	47.7	93.0	Organic Chemistry	63.5	87.9			
Microbiology	40.2	91.4	Physics	50.0	89.0			
Physics	47.5	90.0	TFD	57.0	93.5			
TFD	41.3	90.5						

#### Student Diversity

Student diversity (2014-15) is pictorially depicted below





### Conduct of Programmes for freshers

- The Principal exposes the freshers to the Vision and Mission of the institution.
- Students attention is drawn to the various courses offered in the institution; i.e., value added programmes, extra-curricular and co-curricular activities, games and sports and other outreach activities.
- During the initial period, a bridge course is conducted which enables the students to cope up with the change in the medium of instruction.

Bridge course conducted during 10/9/2014 to 17/9/2014,  
No. of students: **1560**



### Bridge Course Programmes





### Value Added Programmes

#### 2.3. Teaching-Learning Process

##### Latest Technologies Used by the Faculty

- The tables 2.2 and 2.3 give information about the ICT training programmes organized for the benefit of the staff members.

**Table 2.2**  
**Details of ICT Training to Faculty**

S.No	Date	No. of Participants	Topic
1	19/07/2014	106	Workshop on Google Apps for Education : Google Calendar, Google web page creation, Google drive , Google Forms
2	2/08/2014	101	Workshop on Google Apps for Education: Google Calendar, Google web page creation, Google drive , Google Forms
3	23/07/2014	44	Internet Surfing : Release of corp. mail id and its usage, Internet applications
4	24/07/2014	40	Internet Surfing: Release of corp. mail id and its usage, Internet applications
5	25/07/2014	44	Internet Surfing: Release of corp. mail id and its usage, Internet applications
6	26/07/2014	34	Internet Surfing: Release of corp. mail id and its usage, Internet applications
7	30/07/2014 to 13/08/2014	32	Orientation programme on Internet Applications : Computer Basics, Internet searching, Corp.Mail id usage, Resourceful websites orientation



### ICT Training Programme

**Table 2.3**  
**ICT Training to Krishnagiri Govt. Arts College Students**

S. No	Date	No. of Participants	Topic
1	05/01/2015	33	Computer Fundamentals Internet E-Mail Access
2	06/01/2015	33	Skype Connection Online Shopping Blog Creation Effective Googling

### Tutorial-Ward System

- Tutor-in-charges have an interaction with the students to understand their wards' problems and try to instill confidence and courage into their minds. Moreover, the tutor-in-charge pays individual and special attention to his wards. In short, the tutor serves as a mentor and the student becomes a mentee.

Date: 20/09/2014, Student counseled: 1,527



### Tutorial-Ward System

## 2.4. Teacher Quality

### Details of Faculty

The information provided in table 2.4 given below bears testimony to the fact that the institution has employed adequate and well qualified faculty.

**Table 2.4**  
**Academic Qualifications of Teachers**

Highest Qualification	Professors		Associate Professors		Assistant Professors		Total
	Male	Female	Male	Female	Male	Female	
Permanent Teachers							
Ph. D.,							
M. Phil.,					3	3	6
PG					1	1	2

### Participation of Faculty in Recharge Programmes

- When the teachers attend seminars/special programmes conducted by other institutions, the Management bears the entire expenditure. The Principal grants on duty permission to teachers who are participating in external conferences/seminars/symposia/workshops etc.
- 30 faculty participated in external Workshops/ Seminars/Conferences recognized by national/international professional bodies.
- 9 faculty presented papers in Workshops/ Seminars/Conferences conducted or organized by professional agencies.
- 3 of our faculty were invited as resource persons in Workshops / Seminars / Conferences organized by external professional agencies
- The institution sponsors State Level/National Level Seminars periodically.
- The departments of Biological Science conducted a national level Biological Congresses recently from 09/01/2015 to 10/01/2015, the congress was attended by participants from faraway places like Banaras Hindu University, Varanasi and Jaipur.

### Induction and In-Service Academic Development Programmes

- The Principal addressed the staff members explaining to them the methods of efficient and effective preparation for the classes, delivery of lectures and the desirable qualities and behavior of a good teacher on 05/07/2014.

The table 2.5 given below provides details of the faculty development programmes.



**Table 2.5**  
**Details of Faculty Development Programmes**

Date	Topic	Resource Person
10/11/14 to 12/11/14	Leadership, Counseling, Case Study Method, Team Dynamics, The Psychometric assessment tools & its usage, MBTI Personality Type	<b>Mr.S.BALAJI</b> Director, Helikx
		<b>Mr.G.SENTHIL KUMAR</b> Chairman, Helikx

## 2.5 Evaluation Process and Reforms

### Learning Outcomes and Assessment Processes of the University

The number of Gold Medals won by the students of MCAS from Periyar University and the rank holders and the steady increase in the placement over the years speak volumes about the learning outcomes.

The details provided in tables 2.6 and 2.7 bear ample testimony to the good learning outcome achieved by MCAS.

**Table 2.6**  
**Periyar University, Gold Medalists**

- In the Periyar university, the students of MCAS stood 1<sup>st</sup> by bagging 8 Gold Medals
- This is the 2<sup>nd</sup> consecutive year MCAS stands 1<sup>st</sup> among 86 colleges

S.No.	Prog.	Department	2013-14
<b>Total</b>			<b>8</b>
1	B.Sc	Chemistry	1
2	MCA	Computer Applications	1
3	M.Sc	Electronics And Communication	1
4	M.Sc	Medical Biochemistry	1
5	M.Phil	Biotechnology	1
6	M.Phil	Computer Science	2
7	M.Phil	Mathematics	1

**Table 2.7**  
**Periyar University Rank Holders**

S.No.	Prog.	Department	2013-14
<b>Total</b>			<b>51</b>
1	M.Phil	Computer Science	7
2	M.Phil	Mathematics	6
3	MCA	Computer Applications	5
4	B.Sc	Microbiology	4
5	M.Sc	Biochemistry	4
6	M.Sc	Applied Microbiology	3
7	M.Phil	Biotechnology	3
8	M.Sc	Biotechnology	2
9	MCOM CA	Commerce with Computer Applications	2
10	M.Sc	Organic Chemistry	2
11	M.Phil	Biochemistry	2
12	BCA	Computer Applications	1
13	B.Sc	Electronics And Communication	1
14	BBA	Business Administration	1
15	BBA CA	Business Administration (Computer Applications)	1
16	B.Sc	Chemistry	1
17	B.Sc	Textile And Fashion Designing	1
18	M.Sc	Chemistry	1
19	M.Sc	Textile And Fashion Designing	1
20	M.Sc	Medical Biochemistry	1
21	M.Phil	Microbiology	1
22	M.Phil	Chemistry	1

### CRITERION-III: RESEARCH, CONSULTANCY AND EXTENSION

#### 3.1. Promotion of Research

##### Research Facilities Available to the Faculty

- Expenditure incurred with regard to research is given in table 3.1 which shows our interest and encouragement in promoting research of our faculty:

**Table 3.1**  
**Budget for Research (Rs. in Lakhs)**

S.No.	Particulars	2014-15
		Utilized
Total Expenditure		53.97
1	Lab Equipment	29.79
2	Functions & Seminar (2 Events)	11.67
3	Lab Consumables (for research purpose)	10.92
4	Journal Subscription	1.59

##### Programmes for Promotion of Research Culture

- Table 3.2 provides evidence for our efforts to promote a research culture on the campus.
- 

**Table 3.2**  
**Guest Lectures/Workshops/Training & Sensitization Programmes**

Date	Resource Person	Designation	Title
<b>ACADEMY OF COMPUTER SCIENCE</b>			
19.09.2014	Mr.M.Anandakumar	Team Lead, Mahendra Nextwealth Pvt LTD., Bangalore	Guest Lecture on Dot Net Framework
25.01.2015	Dr.Kannan Jegathala Krishnan	College of Engineering and science, Victoria University , Melbourne, Australia	International Research congress in Engineering and Technology
26.09.2014	Mr.Sathish M.C.A., M.Phil.,	Assistant Professor Dept of computer Science, Periyar University	
<b>BIOTECHNOLOGY</b>			
16.09.2014	Dr. Senthilkumar Balakrishnan,	Professor (Associate), Dept. of Medical Microbiology, Haramaya University, Ethiopia	The functional role of Toll-like receptors (TLR) in innate and adoptive immunity”

CHEMISTRY			
16.09.2014	Dr. K. Saminathan	Associate Professor and Head (Academic), Dept. of Nanoscience and Technology, KSR College of Technology, Thiruchengode	Nanomaterials For Energy Storing
06.10.2014	Mr. R. Satheeshkumar	Research Scholar (Ph.D), Bharathiyar University, Coimbatore.	Alumni Interaction Programme
07.01.2015	Kariampatti (Foot of Kolli hills)	Science Awareness Programme	Extension Activities
21.01.2015	Govt. Higher Sec. School, Singalandapuram	Chemistry in day-to-day life	Extension Activities
COMMERCE			
14.08.2014	CA.V.Jayaprakash,	Chairman, SIRC of ICAI, Salem	CA Course Career Guidance Programme
ENGLISH			
18.8.2014	Dr.Noel Joseph Irudhayaraj	Former Head, Department of English, Bharathidasan University, Trichy.	“American Poetry and English For Competitive Examinations”
	Dr.K.T.Tamilmani	Associate Professor and Head, Department of English, Nehru Memorial College (Autonomous) Puthanampatti, Trichy.	
HMCS			
10.10.2014	Mr. A.Venkatachalem	Food Decorator From Royal Caribbean Cruise Lines	Carving Workshop

### Leave for Research Purposes

- The table 3.3 provides information with regard to leave availed by research scholars.

**Table 3.3**  
**Staff Availed On-duty Permission for their Research Activities**

Dept.	Staff Members Availed Leave / OD for Research Activities		Purpose
	No. of Staff Members	Duration	
Commerce	1	1 day	Ph.D Viva-Voce
TFD	1	3 Days	Research Meeting

### 3.4. Research Publications and Awards Faculty Involvement in Research

The information provided in table 3.4 substantiates the significant involvement of faculty in research.

**Table 3.4**  
**Publications of Research Articles by Staff**

S.No.	Name of the Staff	No of Publications	Level of the Publications	
			International	National
Total		69	61	8
1	Mrs. L.Devi	4	4	
2	Dr. M.N. Periasamy	6	6	
3	Dr. R.Ramaabaanu	6	6	
4	Dr. Y.Shafee	5	5	
5	Mrs.V.Vijayadeepa	6	6	
6	Mrs. N. Sudha	4	3	1
7	Mr.H.Lookman Sithic	4	4	
8	Mrs.L.Gomathi	4	4	
9	Dr. G.Thangapandi	4	2	2
10	Mrs.M.Geetha	5	4	1
11	Mr.A.Jaganathan	2	2	
12	Dr. M.Shabana Begum	2	2	
13	Mrs. R. Pa. Bhoopathy	2	2	
14	Mr.A.S.SyedNavaz	2	2	
15	Mr.M.Bose	1		1
16	Dr. M.Devi	1	1	
17	Mr.J.Antony Daniel Rex	1		1
18	Mrs.J.Gayathri	1	1	
19	Mr.M.Ravi	1	1	
20	Mr.N.Hyrunnisha	1		1
21	Mrs.A.M.Nirmala	1	1	
22	Mrs.M.Vijaya	1		1
23	Dr. P.Selvamaleeswaran	1	1	
24	Mrs.R.Meena	1	1	
25	Dr.E.Brindha	1	1	
26	Mrs .D. SudhaPriya	1	1	
27	Mr. P. Subramaniam	1	1	

### Interdisciplinary Research

**Table 3.5**  
**Details of Interdisciplinary Research**

S. No.	Name and Dept.	Topic of Research	Other Departments Involved
1	Biotechnology	Antibacterial Activity	TFD
2	Biotechnology	Antibacterial Activity	Chemistry

### Output in Terms of M. Phil, Ph. D. Students

- Around thirty members of the staff belonging to various departments, as listed in table 3.6 given below, have been potentially equipped themselves and are qualified to act as guides to the M. Phil and Ph. D scholars.
- The table 3.6 gives data with regard to the output in terms of M. Phil/Ph. D., students.

**Table 3.6**  
**Names of Guides and the Number of Students Guided**

Department	Name of the Staff	No. of Scholars Under Guidance		No of Scholars Successfully Completed	
		M. Phil	Ph. D	M. Phil	Ph. D
Biochemistry	Dr. M.Shabana Begum	4	2	5	
	Mr. V.Thailappan	3			
	Dr.G.Kanchana	5		5	
Biotechnology	Dr. M. Sureshkumar	3	1	3*	-
Biotechnology	Dr. P. Selvamaleeswaran	1	-	1*	-
Biotechnology	Dr. P. Iyappan	2	-	3*	-
Chemistry	Mrs. N. Sudha	04	-	-	-
Chemistry	Mrs. P. Sumathi	03	-	-	-
Chemistry	Mrs. S. Mohanapriya	03	-	-	-
Chemistry	Mr. R. Pa. Bhoopathy	03	-	01	-
Chemistry	Dr. N. Nithiya	03	-	-	-
Commerce	Dr. M.N. Periasamy	02	-	4	-
Commerce	Dr. Y.Shafee	-	-	3	-
Commerce	Dr.R.Ramaabaanu	-	-	3	-
Maths	Dr.V.Balasubramanian	12	-	9	-



Maths	Dr.S.Selvi	9	-	8	-
Maths	Mrs.C.Maheswari	12	-	9	-
Maths	Mr.M.suresh	2	-	-	-
Microbiology	Dr.A.Palanisamy	5	-	3	1
Microbiology	Dr.S.Anbalagan	5	-	3	-
Microbiology	Mr.A.K.Saravanan	4	-	3	-
Computer Science	Mrs.V.Vijayadeepa	5	-	4	-
Computer Science	Mrs.L.Devi	5	-	4	-
Computer Science	Mrs.A.Anusha Priya	5	-		-
Computer Science	Mrs.M.Geetha	5	-	4	-
Computer Science	Mr.H.Lookman Sithic	5	-	4	-
Computer Science	Mr.L.Gomathi	5	-	4	-
Physics	Mr.M. Muthusamy	5	-	4	-
Physics	Ms.S.Parveen Banu	4	-	5	-
Physics	Mr.S.Thangavel	-	-	4	-

\* Awaiting for Viva Voce Exam

### Research Contributions to Industries' Requirements

**Table 3.7**  
**Research Guides and Prioritized Areas**

S. No.	Name of the Research Guide	Department	Prioritised Areas	No. of Students Guided (M.Phil)	
				2013	2014
1	Dr. M. Shabana Begum	Biochemistry	Phytochemistry & Pharmacology	5	
2	Dr.G.Kanchana	Biochemistry	Cancer, Diabetes & Liver Toxicity	5	
3	Mr.M. Muthusamy	Physics	Thin film		4
4	Ms.S.Parveen Banu	Physics	Thin film		5

5	Mr.V.Vijayadeepa	Computer Science	Data Mining		4
6	Mrs.L.Devi	Computer Science	Network Security		4
7	Mr.H.LookmanSithic	Computer Science	Data Mining		4
8	Mrs.L.Gomathi	Computer Science	Data Mining		4
9	Mrs.M.Geetha	Computer Science	Data Mining		4

### Research Articles Published

- 27 of our faculty have published 69 research articles (61 international and 8 national).
- The table 3.8 given below gives information about the papers published by our students.

**Table 3.8**  
**Papers Published by the Students**

S.No.	Department	Total No. of Publications
<b>Total</b>		<b>46</b>
1	Academy of Computer Science	20
2	Commerce	16
3	Biochemistry	3
4	Chemistry	2
5	English	2
6	Microbiology	2
7	Biotechnology	1

### 3.5. Consultancy

#### Consultancy Services to Government/Non-Government Organizations/Community/ Public

Table 3.10 gives detailed information about the resources generated through the consultancy services of the institution.

**Table 3.10**  
**Consultancy Services Rendered**

Year	Purposes	Consultancy Services Rs/-
<b>Total</b>		<b>4,54,800</b>
2014	* M.Sc Project work for Krisnagiri, Govt. Women Arts College	4,00,000
2014	" Banking and Financial Services & Insurance(BFSI) Training Programme" in association with ICT Academy of Tamilnadu for 50 unemployed Youth of Namakkal Dist	50,000
2014	Antimicrobial Activity-Thiruvalluvar Govt. Arts College	4,000
2014	Antimicrobial Activity- Thiruvalluvar Govt. Arts College	800

\* It is evident that our Labs are well equipped, and we provide residential support for research pursuits of other colleges also.

### 3.6 Extension Activities and Institutional Social Responsibility

#### Participation of Students and Faculty in Extension Programmes

- YRC, RRC and NSS volunteers organized medical camps for the benefit of the poor masses of the neighboring villages. Blood groups of the villagers were identified at a medical camp in a village.
- Eradication of Child labour Program has been conducted during Special Camp 2014 – 15 at Kariyampatty.
- The institution tops the list among the Blood Donors and has received a word of appreciation from the Namakkal District Collector & Tamilnadu State Blood Transfusion Council & Tamilnadu AIDS Control Society during the year 2014.
- Our students are second to none to willingly come forward to donate blood. Our blood donation camps have become an annual future and they have entailed great appreciation from the public
- Department of Microbiology conducted an extension activity, “Awareness Programme on Hygiene, Dengue and Chickungunya” on 06/01/2015
- An outreach activity called **Eluthuarivu Mugaham** was conducted at a nearby village on 05/12/2014, under the guidance of Dr. K. Kaniyanpoongundarnar. The members of the Tamil department, MCAS taught 50 rural people about basic Tamil literacy. On 04/01/2015, they also organized “Pongal Vizha” in which competitions were conducted for the village people. Prizes were distributed to the successful people.

- Planting of saplings in Seliyampalayam Village on 19.10.2014  
President of the Perumagoundampalayam Panchayat Thiru.P.Thangavel,. Thiru. Kannan, Vice President, Ward Member Thiru. Kuppusamy and village people and the members of Samthaya Maru Malarchi Eiyakkam took part in the function

Table 3.11 given below displays the activities of YRC & RRC.

**Table 3.11**  
**YRC & RRC Activities**

S. No	Particulars	No. of Camps/ Rallies	No of Participants/ Beneficiaries
	<b>Total</b>	<b>11</b>	<b>2,734</b>
1	Blood Grouping Camp at MCAS & MPTI on August 2 <sup>nd</sup> Week	4	1,750
2	Blood Grouping Camp at Arignar Anna Govt. Arts College, Namakkal on 25.09.2014	1	350
3	Awareness Programme at Velampalyam on 23.12.2014	1	250
4	Blood Donation Camp at MCAS on 12.08.2014	1	104
5	Blood Donation Camp at MCAS on 01.10.2014	1	102
6	Blood Donation Camp at MCAS on 23.12.2014	1	98
7	Blood Donation Camp at MCAS on 08.12.2014	1	45
8	Visit to the Medical Expo – 2014, Salem on 21.06.2014	1	35



**Blood Donation**

### Awards and Recognitions for Extension Activities

- We have received awards and rewards in appreciation of our activities from public organizations.
- A few are mentioned below in the Table 3.12.

**Table 3.12**  
**Awards for Extension Activities**

Date	Activities	Certificates Issued by
18.11.2014	Best Organizer Award for blood Donation	Namakkal District Collector
28.01.2015	Best Organizer Award for voluntary Blood Donation	Tamil Nadu State Blood Transfusion Council & Tamil Nadu AIDS Control Society



**Best Organizer Award**

### Excellence in Extra and Co-Curricular Activities

(YRC)	Blood donation camps	4 Camps	349 Blood Donors
	Emergency	25 Blood Donors	

## 3.7 Collaborations

### Exchange Programmes and Placements

- We have created linkages for various activities such as student placement.



- The table 3.13 mentions the names of companies of our linkage:

**Table 3.13**  
**Details of Our Linkage**

S. No	Period	Company	Total No. of Students Benefited
<b>Total</b>			<b>370</b>
1	31.07.2014	Empower Solution Pvt. Ltd, Chennai	120
2	29.09.2014	Infosys, Bangalore	250

### 3.7 Collaborations

#### Industry-Institute Interface Programmes

- The table 3.14 gives information about the Institute-Industry Interaction programmes.

**Table 3.14**  
**Industry Institute -Interface Programmes**  
**Total Number of Programs: 38**

S. No.	Date	Topic	Venue
1	22.12.2014 to 26.12.2014	FDP on Cloud Computing	Jairam College, Dharmapuri
2	17.12.2014	ICTACT Bridge course	Park Plaza, Salem
3	05.12.2014	Placement Director Conclave	Chennai



4	05.12.2014 & 06.12.2014	Fwd: Inviting Nomination for Faculty Development Program on "People Empowering People	Vivekanandha college for women
5	03.12.2014 & 04.12.2014	Inviting Nomination for Faculty Development Program on "People Empowering People"	Selvamm college
6	04.11.2014	Fwd: Yi Launch (Salem Chapter) & Session with Ms Tarunikha Pratap, Champion Rower	Park Plaza, Salem
7	19.11.2014 & 20.11.2014	Introduction to J2EE	KIOT, Salem
8	14.11.2014 & 15.11.2014	1th Edition of Regional Summit on Quality in Education	Coimbatore
9	30.09.2014	Indian women Network, world heart day celebration, Health talk on "healthy choices for healthy heart"	MCAS
10	20.09.2014	4th CII Tamil Nadu State Council (2014-15)	Salem
11	18.09.2014 & 19.09.2014	People Empowering People	Sri Shanmugha College of Engineering and Technology, Sankari
12	18.09.2014	Mission to Toyota Kirloskar	Bangalore
13	04.09.2014	HR Conclave	Hotel Residency, Coimbatore
14	04.9.2014	Digital India Summit 2014	Chennai
15	28.08.2014	Seminar on "Needs of Garments Industry"	Conference Hall, MCAS
16	28.08.2014	Effective Leadership Skill by MMA	Chennai
17	27.08.2014	Expert Interaction Programme	MCAS
18	27.08.2014	Emerging Digital Forces and Education	Trichy
19	23.08.2014	First Time Manager by MMA	Chennai
20	18.08.2014	Orientation on BEC Programme	Conference Hall, MCAS
21	13 &14.08.2014	Coaching and Mentoring Skills	Chennai

22	08.08.2014	High Impact Presentation Skills, MMA	Chennai
23	07.08.2014	Connect Coimbatore 2014	Coimbatore
24	06.08.2014	Recruiting the Best Match	Trichy
25	01.07.2014	Seminar on "industry expectations"	Conference Hall, MCAS
26	25.07.2014	Faculty Development Programme	Salem
27	19.07.2014	TVS training programme by TVS, Chennai	TVS, Chennai
28	08.07.2014	BEC Orientation Programme	Conference Hall, MCAS
<b>CII Programmes</b>			
1	12.09.2014	Ms Rajshree Pathy, Deputy Chairperson, CII Southern Region & CMD, Rajshree Sugars & Chemicals Ltd.	Park Plaza, Salem
2	04.09.2014	Awareness of Young India by CII	Sona College, Salem
3	20.08.2014	Cost control and profitability Management System by CII	Puduchery
4	14.08.2014	Business Competitiveness through TQM by CII	Salem
5	12.08.2014	Star Trek by CII	Salem
6	26.07.2014	The company Act ,2013 by CII	Salem
7	26.07.2014	School Excellence programme by CII	Puduchery
8	24.07.2014	PF Law and online facilities conducted by CII	Park Plaza, Salem
9	08.07.2014	Interactive session with Mr.R.Keshavadas, Director & Incharge and senior officials, Employees state insurance corporation by CII	Hotel club melenge, Erode
10	04.07.2014	Seminar on "Inspiration, Education & Knowledge" by CII	Knowledge Institute of Technology, Salem

**CRITERION-IV: INFRASTRUCTURE AND LEARNING RESOURCES****4.1. Physical Facilities****Facilities for Teaching-Learning**

**Table 4.1**  
**Details of Computers available in various Departments / Places**  
**100 Nos added to the existing 548 computers**

S.No.	Block	Location	Total No. of
			Systems
Total			100
1	A	Lab-II	5
2	B	ICT Incubator Centre	60
3		Lab-VIII	20
4	D	Lab-X	15

**Augmentation of Infrastructure**

- Taking into consideration the steady increase in the strength of the students, the management makes every effort to augment the infrastructural facilities from time to time.
- Recently we have shifted our library to a new and spacious building for effective utilization of the library resources.
- The tables 4.2 and 4.3 furnish elaborate information on this aspect.

**Table 4.2**  
**Facilities Added to the Infrastructure (Rs. in Lakhs)**

S. No	Particulars	2014-2015	
		Nos.	Amount
	<b>Total</b>		<b>111.79</b>
1	Students Enrolled	2,004	
2	Transport (No.of buses)	4	81.88
3	Bus Routes	9	
4	Computers & Hardware	100	27.00
5	Internet Bandwidth (MBPS)	10	2.91

### Optimum Utilization of Facilities

- The infrastructure optimally caters to the needs of 4,844 students studying in 16 UG, 15 PG and 8 research departments conducting M. Phil/Ph. D., programmes.
- The team of staff includes 212 teachers and 83 non-teaching staff members.
- The buildings are adequate to conduct extra classes, special programme, seminars, value added courses, certificate courses etc.

## 4.2. Library as a Learning Resource

### Annual Additions to Library Resources

**Table 4.4**  
**Details of Text Books, Journals etc., Purchased**

Library Holdings	2014-15	
	Number	Total Cost (Rs.in lakhs)
<b>Total</b>		<b>3.45</b>
Text books	397	1.94
Reference Books	19	0.16
Journals/ Periodicals	53	0.90
e-resources IEEE, Infilbnet	12& 3500	0.45

### Information Regarding Library Resources

**Table 4.5**  
**Details of Books Purchased (Rs. in Lakhs)**

S. No.	Academic year	Total Cost	Books purchased		Periodicals purchased	
			Central Library	MCA Library	Central Library	MCA Library
Grand Total		3.00	2.10		0.90	
1	2014-2015		1.65	0.45	0.65	0.25

### Library Operations

- Average number of books issued and returned = 175 per day
- Average number of books added during year (2014- 15) = 412 books

In order to improve the readership, a book fair was conducted on 03 & 04 Sep 2014



#### 4.3. IT Infrastructure

Implemented an advanced interdepartmental communication system (Cisco – VoIP) system in the campus, MCAS is the first and foremost institution to implement this system in this region.

MCAS campus has become a Wi-Fi Campus in the academic year 2014

#### Upgradation of IT Facility

**Table 4.6**  
**Computers with Configurations**

S.No.	System-Description	Qty
1	HP G202 Intel DC G3220T/ 2 GB DDR3/ 500 GB SATA HDD/ Keyboard/ Mouse/ 18.5" TFT Monitor	100

#### Budget Provision for Purchase, Upgrading and Maintenance of Computers

**Table 4.7**  
**Provision Made in the Annual Budget for Procurement, Upgradation, Deployment and Maintenance of the Computers and their Accessories**

(Rs.in lakhs)	
Particulars	2014-2015
<b>Total amount</b>	<b>29.66</b>
Procurement (Systems, Printers & Accessories)	27.42
Maintenance (AMC for Systems & Printers)	1.43
Deployment (Printer Consumables)	0.81

**Building**

**Table 4.8**  
**Maintenance Expenditure Incurred for Civil Structures**  
**Maintenance Amount (Rs. in Lakhs)**

S.No.	Particulars	2014-15
1	Building	13.07

**Furniture**

**Table 4.9**  
**Maintenance Expenditure Incurred for Furniture**  
**Maintenance Amount (Rs. in Lakhs)**

S.No.	Particulars	2014-15
1	Furniture	7.11

**Equipment**

**Table 4.10**  
**Maintenance Expenditure Incurred for Equipments**

S. No.	Particulars	2014-2015
		Amount (Rs.in Lakhs)
1	Lab Equipments	3.05

**Computers**

**Table 4.11**  
**Maintenance Expenditure Incurred for Computers**

S.No	Particulars	2014-2015	
		Nos.	Amt (Rs.in Lakhs)
1	Computers	648	0.91

**Vehicles**

**Table 4.12**  
**Maintenance Expenditure Incurred for Buses**

S. No	Particulars	2014-2015	
		Nos.	Amt (Rs.in Lakhs)
1	Transport	50	27.91



#### 4.4. Maintenance of Campus Facilities

##### Utilization of Funds Allocated

**Table 4.13**  
**Expenditure Incurred for the Maintenance and Upkeep of the Infrastructure**

Description	2014-15 (Rs.in Lakhs)
<b>Total</b>	<b>30.28</b>
Building	13.07
Electrical	2.93
Furniture	7.11
Gardening	0.02
Genset	0.07
Motor & Borewell	2.03
Plant & Machinery	1.06
Others	3.99

## CRITERION-V: STUDENT SUPPORT AND PROGRESSION

### 5.1 Student Mentoring and Support

#### Student Welfare Measures

- **714** students have been the beneficiaries of institutional scholarships / freeships for the past four years as shown in the table 5.1.
- A sum of **Rs.43.81** Lakhs has been distributed to the students on the basis of
  - Academic merit
  - Old student
  - Excellence in sports
  - Management's charity
  - General

**Table 5.1**  
**Particulars of Management Scholarships (Rs. in Lakhs)**

Category	2014-15	
	No.of Students	Amount
<b>Total</b>	<b>714</b>	<b>43.81</b>
Sports	73	21.58
General	65	1.9
Management	55	4.33
Old Student	208	8.32
Merit Scholarship	313	7.68

**Table 5.2**  
**Students Insurance Claims Settled**

(Amount in lakhs)

S. No.	Academic Year	Name of the Student	Course	Claimed Amount	Settled Amount
<b>Total</b>				<b>3.75</b>	<b>2.03</b>
1	2014-15	S.Mahendran	B.Sc Physics		0.03

2		S.Pavithra	M.Com CA		1.00
3		M.Pushpa	BA English	1.00	
4		S.Vignesh	B.Sc CS	1.50	
5		E.Manikandan	B.Com	0.15	
6		T.Ravichandran	M.Sc Maths	0.10	
7		R.Manikandan	M.Sc Chemistry	1.00	
8		L.Balamurugan	B.Sc CS		1.00

### Encouragement to Students Participation in Co-curricular and Extra-Curricular Activities

- The department of Hotel Management and Catering Science conducts “Food Festivals” which bring out the students’ expertise in cooking, baking and selling the products manufactured.
- A “Cake Mela” has been a big show organized by HM&CS during Christmas.



### Christmas Celebration



### Food Festivals

### Placement Cell

**Table 5.4**  
**Placement Particulars (2014-15)**

S. No	Company	Number of Students Placed
<b>Total</b>		<b>165</b>
1	Easma Technology & Tamilnadu Rural Development Corporation	105
2	TCS BPS	34
3	TCS IT IS	2
4	Vinayak Infotech, Chennai	1
5	Profuture Tech Solution, Chennai	1
6	Rasi International School, Rasipuram	3
7	ISSM, Chennai	19

**Amount Sponsored by the Alumnus/Alumni**

Table 5.5 given below brings out the programmes organized by Alumni Cell.

**Table 5.5**  
**Alumni Interaction**

S. No.	Name of the Department	Date	Name of the Alumnus / Alumni	No of Participants
<b>Total</b>				<b>570</b>
1	Physics	12.09.2014	Mr. R.Vaitheeshvaran, Medical Physicist, R&D Philips Healthcare, Bangalore	100
2	BCA	26.09.2014	Mr. R.Praveenkumar, Associate Software Engineer, Accenture services, Chennai	250
			Mr. V.Yuvaraj, Owner, Forex Trading & Fund management, Salem	
			Mr. A.Kumaresan, Service Engineer, Aravind eye Hospital, Salem	
3	BBA	30.09.2014	Mr. S.Thiyagarajan, Senior Relationship Manager, LIC, Salem	100

			Mr. T.Rajkumar, Assistant Manager, Inspection & Audit, Karur Vysya Bank, Karur	
4	Chemistry	06.10.2014	Mr. R.Satheeshkumar, Research Scholar, Bharathiyar University, Coimbatore	120



**Alumni Interaction**  
**Student Support for SC, ST, OBC, PWD and Economically Weaker Sections of Society**

**Table 5.6**  
**Scholarship/ Financial Assistance to Students from the State Government**

<b>SC-ST Scholarships</b>		
<b>Year</b>	<b>No. of Students</b>	<b>Status</b>
2014-2015	696	Applied for scholarship

<b>Minority Scholarships</b>		
<b>Year</b>	<b>No. of Students</b>	<b>Status</b>
2014-2015	12	Applied for scholarship

**Prevention of Sexual (Gender) Harassment**

- The “Anti-Sexual Harassment & Gender violation Cell and the Women’s Forum” have conducted 4 awareness programs, benefiting approximately 1,200 Girls students.

**Table 5.7**

<b>S.No</b>	<b>Date</b>	<b>Programme</b>	<b>Resource person</b>
1	12/08/2014	Understanding Gender Based Violence	Dr.S.Suba,Asst Prof, Dept of Women’s Studies, Bharathidasan University,

			Thiruchirapalli.
2	11/09/2014	Thogaiellam Thupakkigal	Kavignar Kalaimamani Smt.Andal Priyadarshini,Director, Doordarshan kendra, Coimbatore.
3	24/09/2014	Women Empowerment	Dr.Wahidabanu.R.S.D,Principal ,Govt College of Engineering, Salem.
4	11/12/2014	Thayallai Uyarvusai	Dr.G.Vallarasi,Prof cum liaison officer,(Retd) Annamalai University,Director, Sri Saradha Niketan College For Women,Salem



### An Awareness Programme for the Women

## 5.2 Student Progression

### Monitoring of the Progression of Students

- The details of students' progression are highlighted in the following Tables 5.7 and 5.8.



**Table 5.7**  
**Consolidated list of Percentage of Students who have progressed to Higher Education**

Department	2011-14		
	UG to PG	PG to M. Phil	PG / M. Phil to Ph. D
B.Com	52.0	1.3	
B.Com CA	55.2	2.5	
BBA	20.0	-	-
BBA CA	8.0	-	-
BCA	94.0		
Biochemistry	57.0	57.0	
Biotechnology	41.7	16.7	
Chemistry	66.0	9.0	
Computer Science	17.0	40.0	
Electronics	30.0	10.0	
English	69.0		
HMCS	6.3	-	-
Mathematics	11.0	5.3	-
Microbiology	22.0	12.0	15.0
Organic Chemistry	-	22.0	-
Physics	62.3	42.3	7.1
TFD	10.0	-	-

**Table 5.8**  
**Consolidated List of Percentage of Students progressed to Employment**

Department	2011-14	
	Employed Campus Selection	Other than Campus Recruitment
B.Com	28.3	40.6
B.Com CA	22.4	35.9
M.Com	-	7.1
M.Com CA	-	21.1
BBA	39.3	4.9
BBA CA	48.1	14.8
BCA	10.6	0.0
Biochemistry	-	16.7
Biotechnology	58.3	

Chemistry	22.0	15.0
Computer Science (UG)	23.0	10.0
Computer Science (PG)	0.0	0.2
Electronics	18.0	54.0
English	17.3	30.5
HMCS	87.5	-
Mathematics	0.1	0.0
Microbiology	8.0	12.0
Physics	3.9	38.2
TFD	10.0	70.0

### 5.3 Student Participation and Activities

#### Range of Games and Extra-Curricular Activities

Tables from 5.10 and 5.11 provide details of sports, games, cultural and other extracurricular and co curricular activities

**Table 5.10**  
**ACHIEVEMENTS AT PERIYAR UNIVERSITY LEVEL**

S. No	Game	Venue	Result	All India Selection For
1	Cross Country (M&W)	Periyar university, Salem ( 31-07-2014)	4 <sup>th</sup> Place 6 <sup>th</sup> Place	2 Players
2	Table Tennis (M &W)	Periyar university, Salem (31-07-2014)	Women (Runner) Men(Third)	-
3	Chess (M &W)	K.K.C, Vellore (5-08-2014 to 06.08.2014)	4 <sup>th</sup> place (women) 6 <sup>th</sup> place(men)	
4	Badminton (W)	K.S.R college trichengode (21,23.08.2014)	Continuously 4 years Winners	2 players
5	Kho -Kho (W)	King college, Namakkal (26-08-2014 to 27-08-2014)	Third Place	2 players
6	Hand Ball(W)	Paavai college, Rasipuram (03-09-2014 to 05-09-2014)	4 <sup>th</sup> Place	1 player

7	Hand Ball(M)	Paavai college, Rasipuram (04-09-2014 to 05-09-2014)	Third Place	3 players
8	Foot Ball(M)	Periyar university, Salem (11-09-2014 to 13-09-2014)	Runner	3 Players
9	Kabbadi	Sengunthar College, Thiruchengode	Lost in Second Round	-
10	Athletics (M & W)	Selvam Arts & Science College, Namakkal (9,10,11-10-2014)	Gold-3 Silver-9 Bronze-11	2 player
11	Weightlifting (M)	Sengunthar Arts & Science College, Thiruchengode (13,14,15-10-2014)	4 Gold, 2 Silver, 1 Bronze (Continuously 8 <sup>th</sup> Time overall First)	2 players
12	Best Physique (M)	Sengunthar Arts & Science College, Thiruchengode (13,14,15-10-2014)	1 Gold, 1 Silver, 1 Bronze (overall Third)	
13	Power lifting (W)	Sengunthar Arts & Science College, Thiruchengode (13,14,15-10-2014)	5- Gold, 2 -Silver (Continuously 7 years Overall First)	4 players
14	Hockey(M)	Government Arts College, Rasipuram	Winners	6 players
15	Weightlifting (W)	Sengunthar Arts & Science College, Thiruchengode (13,14,15-10-2014)	5- Gold, 1 –Silver, 1-Bronze (Continuously 7 years Overall First)	
16	Ball Badminton (W)	SSM College, Komarapalayam	Continuously 6 years Winners	5 players
17	Judo(M)	Paavai College, Rasipuram (18,19-12-2015)	Gold-1, Bronze-1 (Over All Third Place)	
18	Judo(W)	Paavai College, Rasipuram (18,19-12-2015)	Gold-1, Silver-1, Bronze-3	
19	Taek-Won- Do(M)	Don Bosco College, Dharmapuri (05-01-2015)	Gold-1, Silver-3, Bronze-2 (Over All Runner)	

20	Taek-Won-Do(W)	Don Bosco College, Dharmapuri(05-01-2015)	Gold-3, Silver-3, Bronze-1 (Consecutively 3 years Over All Winner)	
21	Boxing(M)	Donbosco College,Dharmapuri	Gold-5, Silver-3, Bronze-1 (Consecutively 5 years Over All Winner)	

W- Women M-Men

**Table 5.11**

**ACHIEVEMENTS AT NATIONAL, SOUTH INDIA, STATE, DIVISIONAL AND DISTRICT LEVELS**

S. No.	Game	Level of Game	Result	Venue
1	Ball Badminton (W)	National	Gold-1	Komarapalayam (06-09-14 to 7-09-14)
2	Ball Badminton (W)	National	Gold-1	Bangalore(24,25-05-2014)
3	Ball Badminton (W)	National	Silver-1	Mangalore(3,4-06-2014)
4	Athletics	National	Bronze-1	Chennai (23 &24-09-2014)
5	Ball Badminton (W)	South India	Third	Karaikal (26-07-14 to 27-7-14)
6	Athletics(M & W)	South India	Bronze-1	Chennai(21 to 23-9-14)
7	Taek Won Do(M)	South India	Gold-3 Bronze-1	Kanchipuram (28 to 30.9.2014)
8	Wrestling(W)	State	Gold-1	Salem(06-06-2014)
9	Hockey(M)	State	Runner	Sankari(29,31-05-2014)
10	Weightlifting(W)	State	Gold-1 Silver-2	Palani (21,22-06-2014)
11	Hand Ball(M)	State	Fourth place	Krishnagiri(11,12-07-2014)
12	Hand Ball(M)	State	Lost in Quarter Final	Salem(26,27-07-2014)
13	Foot Ball(M)	State	Fourth place	Salem(12,13-07-2014)

14	Chess(M)	State	Gold-1	Trichy(27-07-2014)
15	Chess(M)	State	7 <sup>th</sup> Place	Mahendra college(12,13-07,2014)
16	Cross country	State	Gold-1	Trichy(29-08-2014)
17	Wrestling	State	Gold-7 Silver-2	Mettur(4,5-10-2014)
18	Hockey(M)	State	IV Place 6000 Cash Award	Krishnagiri (03 to 05-10-2014)
19	Wrestling(M&W)	State	Gold-9 Silver-2	Mettur (04 &05-10-2014)
20	Weightlifting(M)	State	Silver	Vellore(1&2-11-2014)
21	Chess Boxing(M)	State	Gold-4	Salem(06-10-2014)
22	Hockey(M)	Divisional	Lost in quarter final	Salem(9,10-08-2014)
23	Hockey(M)	Divisional	Winner	Salem(13,14-09-2014)
24	Cricket(M)	Divisional	Winner	Salem(03,05-09-2014)
25	Boxing(M)	District	Gold-1 Silver-1	Salem(16-08-2014)
26	Athletics(M)	District	Silver-3 Bronze-1	Salem(6-09-2014)
27	Weightlifting	District	Bronze-1	Vellore(7-09-2014)
28	Hockey(M)	District	Winner 1000 Cash Award	Krishnagiri (08 & 09-12-2014)
29	Athletics(M)	District(CM Trophy)	Gold-1 1000 Cash Award	Krishnagiri(08-12-2014)
30	Weight Lifting(M)	State Level	Gold-1 Silver-1 Bronze-1	Pudukottai(13-12-2014)
31	Foot Ball(M)(Fives)	State Level	Winners	Theni(11,12-01-2015)
32	Hand Ball(M)	State Level	Fourth Place	Rasipuram(20,21-01-2015)
33	Basket Ball(M)	District Level (CM Trophy)	Fourth Place	Paavai college(12-01-2015)
34	Hockey(M)	District Level	Winners	Dharmapuri

		(CM Trophy)	(16,000 Cash Award)	
35	Badminton(W)	District Level (CM Trophy)	Winners (4000 Cash Award)	Namakkal(09,10-01-2015)
36	Table Tennis(W)	District Level (CM Trophy)	Third Place (2000 cash award)	Namakkal(09,10-01-2015)
37	Foot Ball(M)	District Level (CM Trophy)	Winners( 10,000 Cash Award)	Namakkal(09,10-01-2015)
38	Athletics(M)	District Level (CM Trophy)	Gold-3 Bronze-1	Namakkal(09,10-01-2015)
39	Athletics(W)	District Level (CM Trophy)	Silver-1 Bronze-1	Namakkal(09,10-01-2015)
40	Athletics(M)	District Level (CM Trophy)	Gold -2 Silver-1	Theni(20-01-2015)
41	Athletics(W)	District Level (CM Trophy)	Silver-1	Theni(20-01-2015)

W- Women M-Men

### Students Seminar Participation & Achievements

**15 of Biotechnology Students** participated in UGC Sponsored National Exhibition on Traditional Pesticide Management on 16-12-2014 organized by Department of Zoology, NKR Govt Arts College for Women, Namakkal .

**G. Monisha**, II M.Sc., Biotechnology student, presented a poster and got **Second Prize** in 12<sup>th</sup> National Level Biological Congress on “Recent Advances in Biological Sciences towards sustainable development” MCAS – BIO 2015, National Level Seminar on 9<sup>th</sup> -10<sup>th</sup> January 2015 was organized by Departments of Biological Science, Muthayammal College of Arts &Science, Rasipuram

**G. Rashmi and S. Priya. S** of III B.Sc., Biotechnology students, presented a poster in 12<sup>th</sup> National Level Biological Congress on “Recent Advances in Biological Sciences towards sustainable development

**S. Ilakkia**, Research Scholar., Ph.D., Biotechnology, presented a paper and got **First Prize** in 12<sup>th</sup> National Level Biological Congress on “Recent Advances in Biological Sciences towards sustainable development

**D. Kavitha** Research Scholar., Ph.D., Biotechnology, presented a paper and got **Third Prize** in 12<sup>th</sup> National Level Biological Congress on “Recent Advances in Biological Sciences towards sustainable development

**18 of our Biotechnology Students** participated in a National level Seminar on 23<sup>rd</sup> January 2015 organized by Department of Biotechnology, Jairam Arts & Science College, Salem

#### Facilities for Students’ Publication

**Table 5.12**  
**Poster Presentations by the Students**

Poster Presentation in Seminars	No. of Magazines
	2014
Poster Presentation in Seminars	3
College Magazines	19

The Commerce Department, published their department Magazine in the Month of Dec.2014



## CRITERION-VI: GOVERNANCE, LEADERSHIP AND MANAGEMENT

### 6.1 Institutional Vision and Leadership

#### Governance and Effective Leadership

Examples for the effective leadership and good governance:

- Engaged an external consultancy (Avantgarde Consultancy Services) to improve the Management Review System
- Engaged an external consultancy (Avantgarde Consultancy Services in collaboration with BISquared, Switzerland) to implement advanced Management Information System tools (Business Intelligence) to analyze and to improve the budget and student performance
- Appreciable number of gold medalists and rank holders year after year.

### 6.3 Faculty Empowerment Strategies

#### Welfare Measures for Staff

- Group insurance (vide table 6.2).
- Free food for drivers, cleaners and administrative staff in the hostels (vide table 6.1).
- Organizing family picnics by the Management.
- Supply of free uniforms to bus crew, menial staff as well as office staff.



Family Picnic (Teaching Staff)



Family Picnic (Non-Teaching Staff)



**Table 6.1**  
**Expenditure Incurred by the Management for Providing Free Food for the Non-Teaching Staff and Transport Crew**

Year	Non Teaching Staff (Rs. in Lakhs)	Driver & Cleaner (Rs. in Lakhs)
2014-15	7.39	10.28

**Table 6.2**  
**Insurance Premium Paid by the Management for the Welfare of the Employees of the College**

Insurance Premium Paid							
Year	Compan y Name	No. of Staff (Teaching & Non Teaching)	No. of Student	Per Head Amount Paid (Rs. in Lakhs)	Total Paid (Rs. in Lakhs)	Period	
2014 -15	National Insuranc e Compan y Ltd.,		1437	0.00020	0.28812	02.04.14 to 31.05.14	
		368	2933	0.00118	3.89445	02.04.14 to 01.04.15	
		2		0.00102	0.00204	23.05.14 to 01.04.15	
		50	1518	0.00082	1.28576	25.07.14 to 01.04.15	
		22	818	0.00031	0.26291	26.09.14 to 01.04.15	
Insurance Claim Details							
Year	Compan y Name	No. of Staff		No. of Student	Amount Per Head (Rs. in Lakhs)	Total Paid (Rs. in Lakhs)	Remarks
		Teachi ng	Non- Teachi ng				
2014- 15	National Insuranc e Compan y Ltd., Salem Branch	Nil	Nil	8	0.02428		S.Mahendran-Student
					1.00		S.Pavithra-Student
					Pending (1Lakh)		M.Pushpa- Student
					Pending (1.5 Lakh)		S.Vignesh-Student
					Pending (15,305)		E.Manikandan-Student
					Pending (9,198)		T.Ravichandran-Student
					Pending (1Lakh)		R.Manikandan- student
					0.99500		L.Balamurugan- student

### **Programmes to Enhance the Competency of the Staff**



**Mr.S.BALAJI**  
Director, Helikx



**Mr.G.SENTHIL KUMAR**  
Chairman, Helikx

### DECLARATION BY THE HEAD OF THE INSTITUTION

I certify that the data included in this Self-Study Report (SSR) are true to the best of my knowledge.

This SSR is prepared by the institution after internal discussions, and no part thereof has been outsourced.

I am aware that the Peer team will validate the information provided in this SSR during the peer team visit.

Signature of the Head of the Institution  
with seal:

Place : Rasipuram

Date :