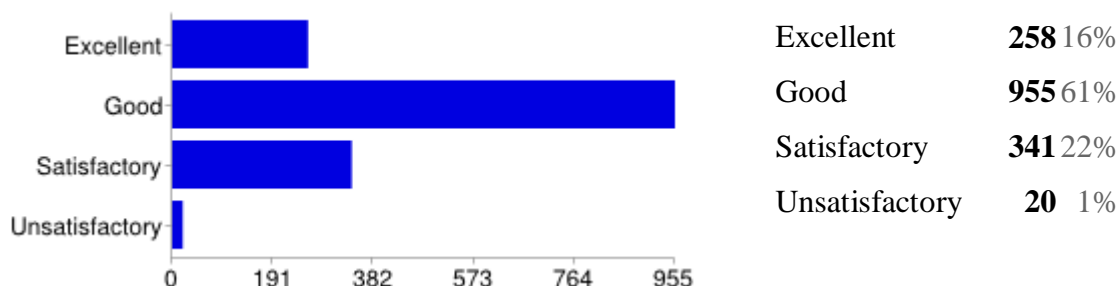


MUTHAYAMMAL COLLEGE OF ARTS & SCIENCE, RASIPURAM

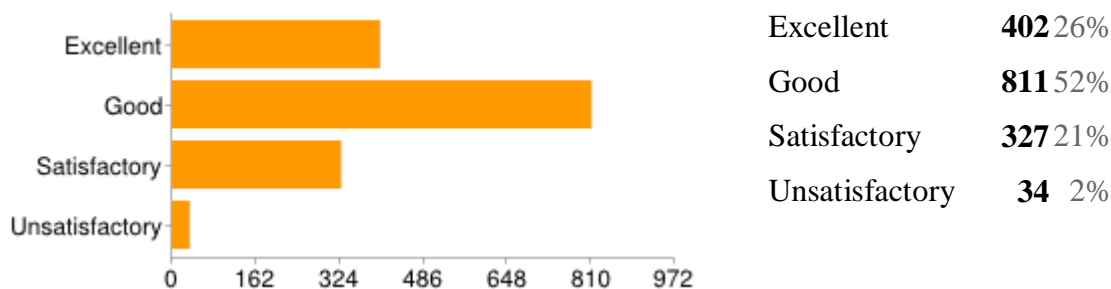
ACADEMIC YEAR 2014-15

Feedback About Curriculum

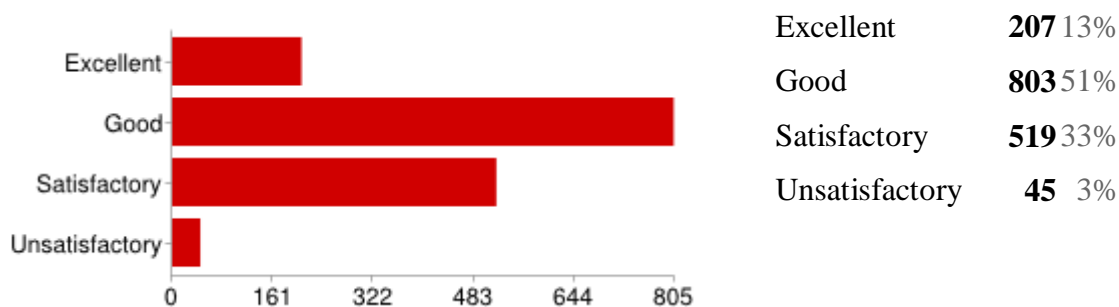
Relevance of the Syllabus Prescribed



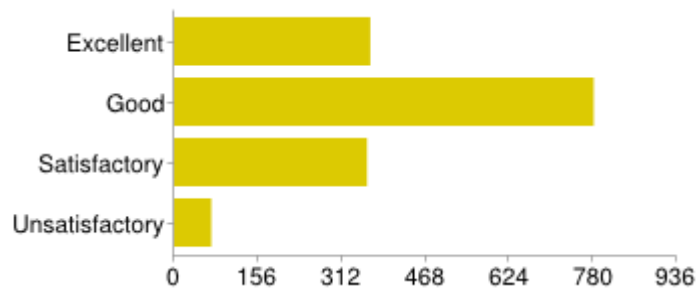
Suitability of the course regarding employment opportunity



Appropriate for its intended purpose

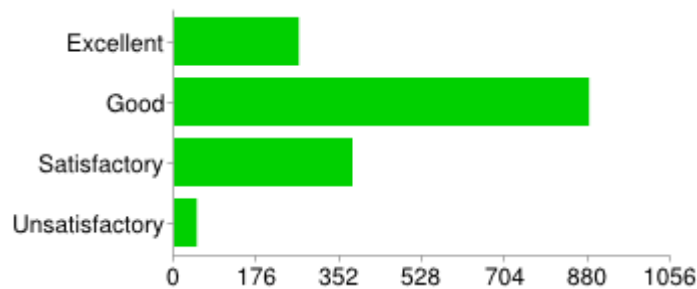


Suitable for a variety of learning styles



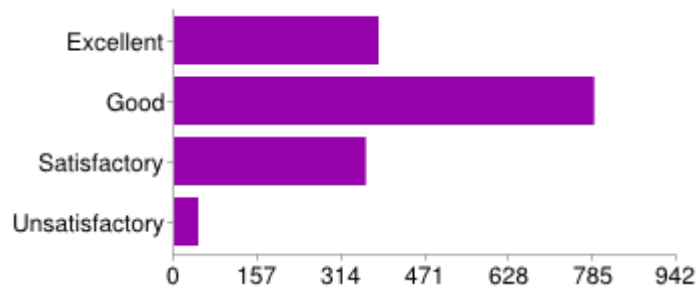
Excellent	365	23%
Good	781	50%
Satisfactory	359	23%
Unsatisfactory	69	4%

The clarity in the module of the study



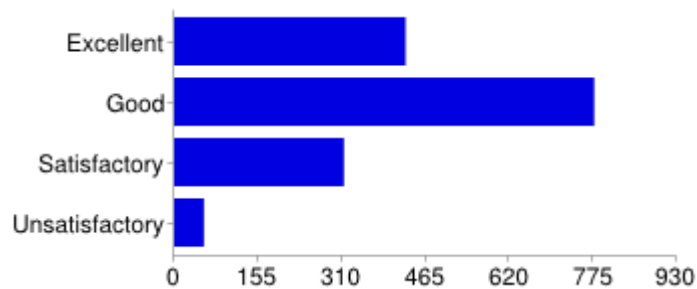
Excellent	265	17%
Good	882	56%
Satisfactory	379	24%
Unsatisfactory	48	3%

Inspiration of the course to learn more of the subject



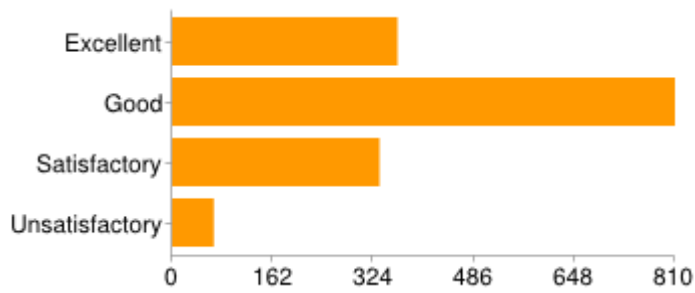
Excellent	383	24%
Good	787	50%
Satisfactory	359	23%
Unsatisfactory	45	3%

Appropriateness of the facilities in the institution for learning



Excellent	428	27%
Good	777	49%
Satisfactory	314	20%
Unsatisfactory	55	3%

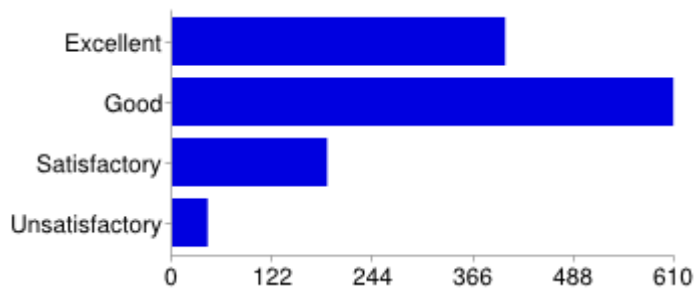
The time and effort spent to study the course correspond to the credits assigned



Excellent	363	23%
Good	810	51%
Satisfactory	334	21%
Unsatisfactory	67	4%

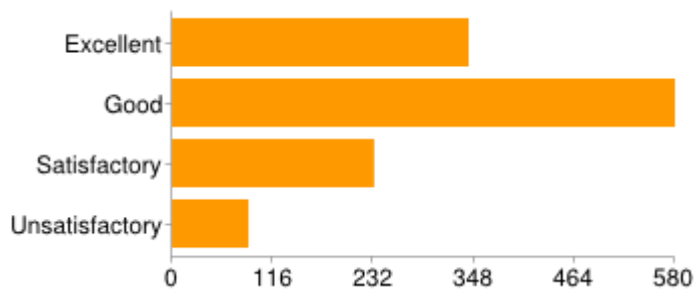
Feedback About Infrastructure

Library



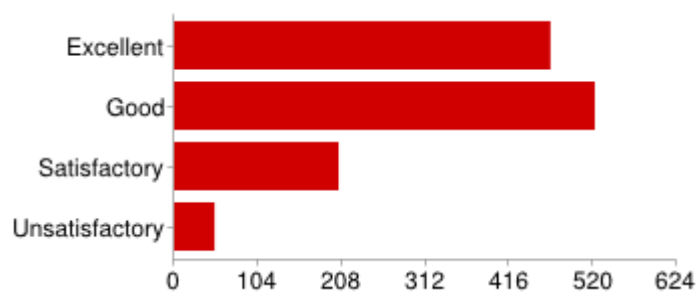
Excellent	404	33%
Good	608	49%
Satisfactory	188	15%
Unsatisfactory	43	3%

Playground / Sports Facilities



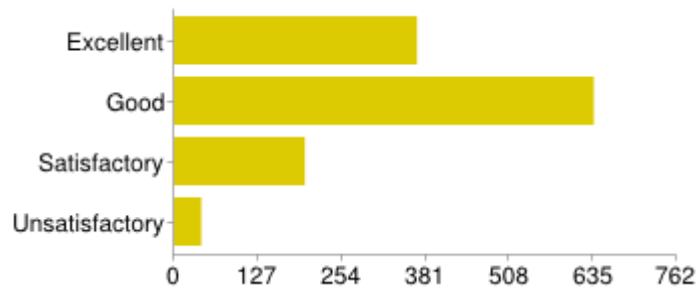
Excellent	342	28%
Good	580	47%
Satisfactory	233	19%
Unsatisfactory	88	7%

Cultural activities



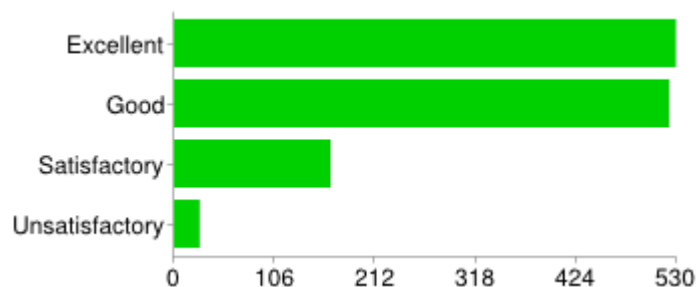
Good	522	42%
Satisfactory	204	16%
Unsatisfactory	50	4%

NSS



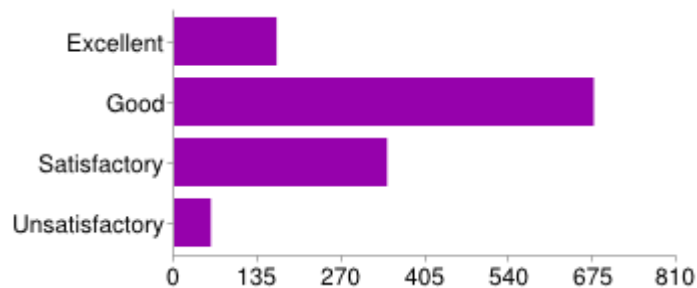
Excellent	368	30%
Good	636	51%
Satisfactory	198	16%
Unsatisfactory	41	3%

Cleanliness in the College



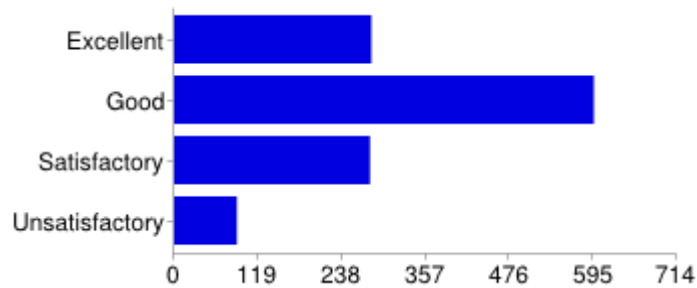
Excellent	529	43%
Good	522	42%
Satisfactory	165	13%
Unsatisfactory	27	2%

Grievances Redress cell



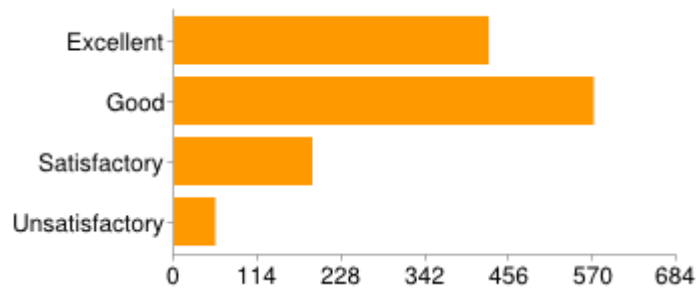
Excellent	165	13%
Good	676	54%
Satisfactory	343	28%
Unsatisfactory	59	5%

Disbursal of Scholarships



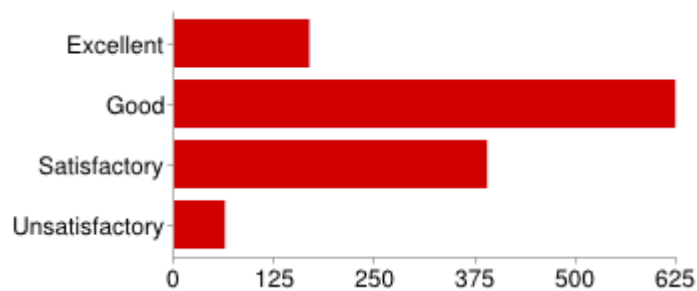
Excellent	280	23%
Good	596	48%
Satisfactory	278	22%
Unsatisfactory	89	7%

Computer facilities



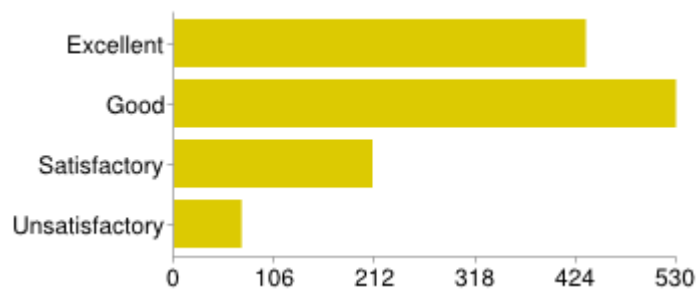
Excellent	428	34%
Good	571	46%
Satisfactory	188	15%
Unsatisfactory	56	5%

Remedial classes / Tutorials



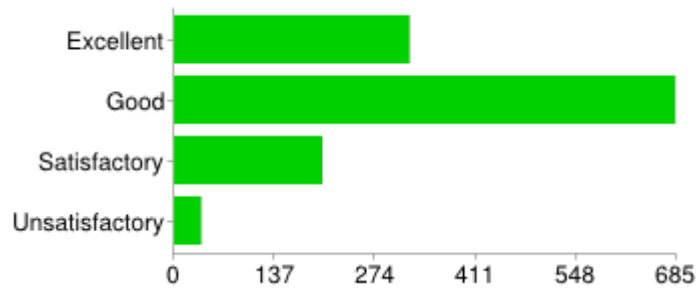
Excellent	168	14%
Good	623	50%
Satisfactory	389	31%
Unsatisfactory	63	5%

Canteen



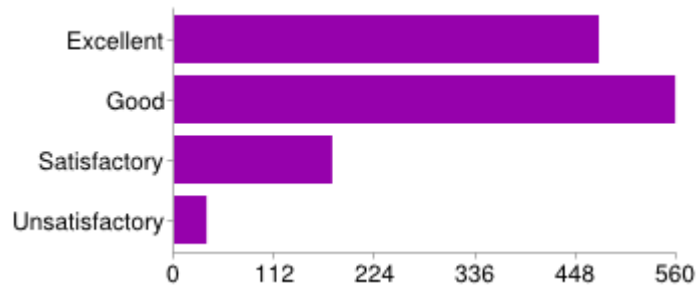
Excellent	434	35%
Good	529	43%
Satisfactory	209	17%
Unsatisfactory	71	6%

Attitude and Co-operation of administrative staff towards students



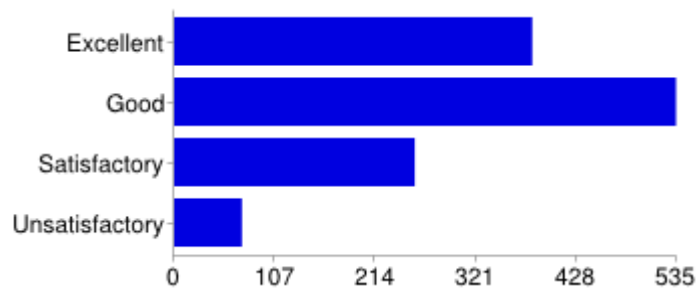
Excellent	321 26%
Good	683 55%
Satisfactory	202 16%
Unsatisfactory	37 3%

Value Added Centre



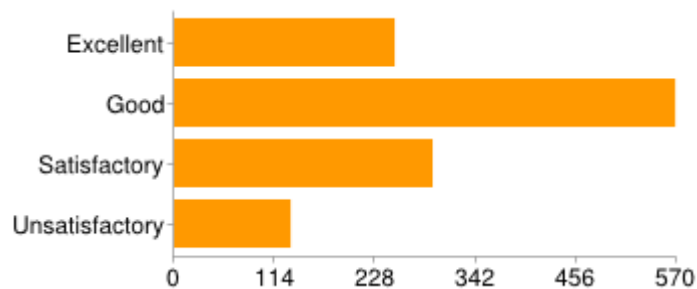
Excellent	473 38%
Good	558 45%
Satisfactory	176 14%
Unsatisfactory	36 3%

Free Course



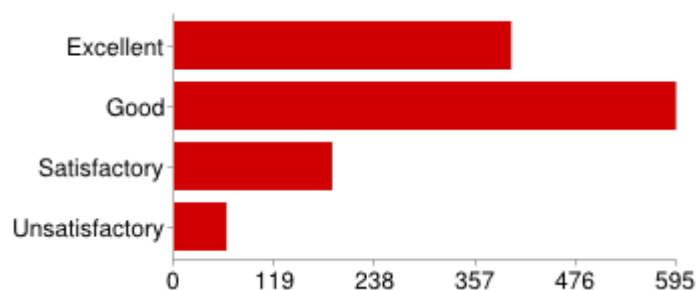
Excellent	381 31%
Good	534 43%
Satisfactory	256 21%
Unsatisfactory	72 6%

College Transport



Excellent	250 20%
Good	568 46%
Satisfactory	293 24%
Unsatisfactory	132 11%

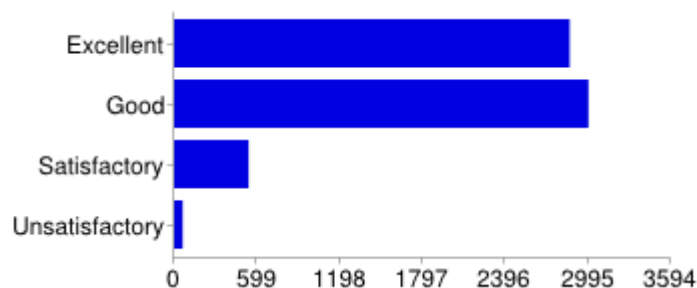
Lab facilities



Excellent	399	32%
Good	594	48%
Satisfactory	187	15%
Unsatisfactory	62	5%

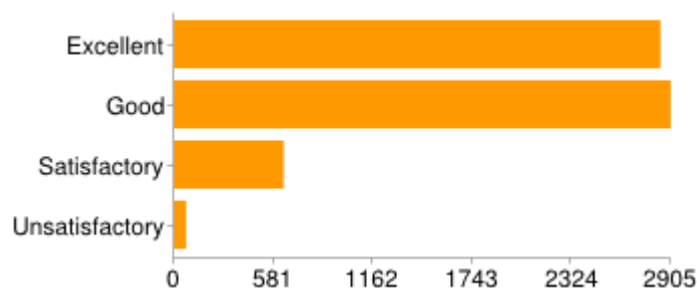
Feedback About Teachers

Preparation for the class



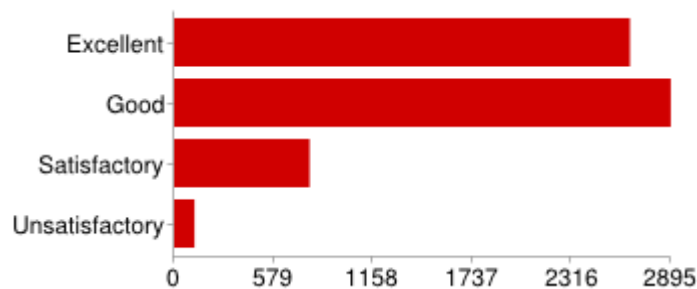
Excellent	2861	44%
Good	2997	46%
Satisfactory	538	8%
Unsatisfactory	61	1%

Punctuality in conducting class



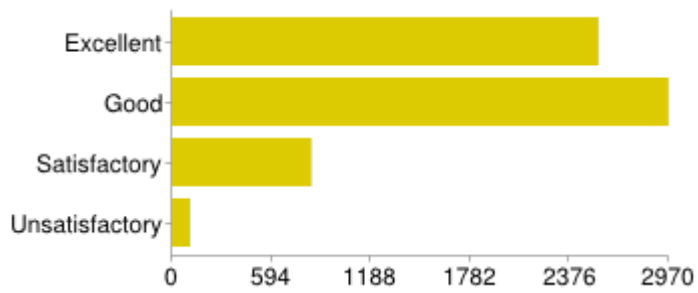
Excellent	2844	44%
Good	2904	45%
Satisfactory	640	10%
Unsatisfactory	69	1%

Planning and completion of the syllabus on time



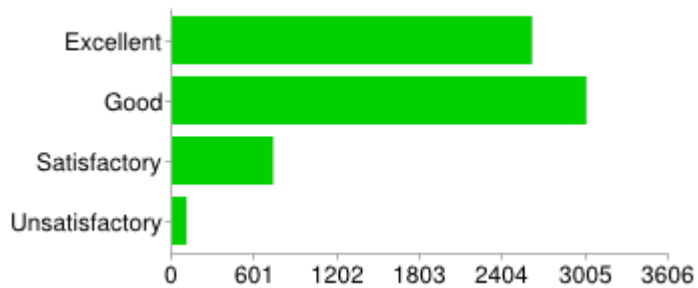
Excellent	2656	41%
Good	2894	45%
Satisfactory	789	12%
Unsatisfactory	118	2%

Clarity of Presentation



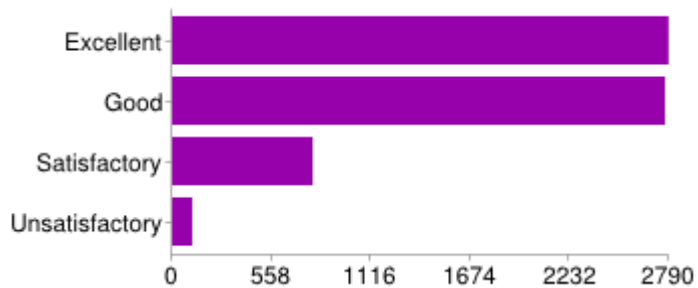
Excellent	2549	39%
Good	2968	46%
Satisfactory	833	13%
Unsatisfactory	107	2%

Quality of language



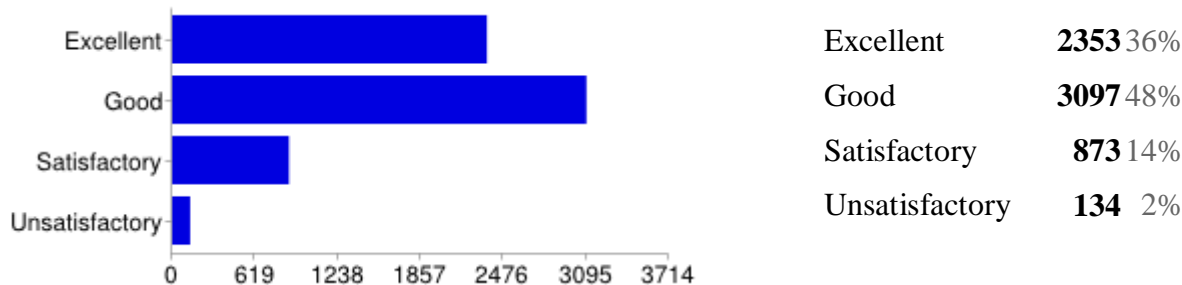
Excellent	2613	40%
Good	3007	47%
Satisfactory	733	11%
Unsatisfactory	104	2%

Quality of voice

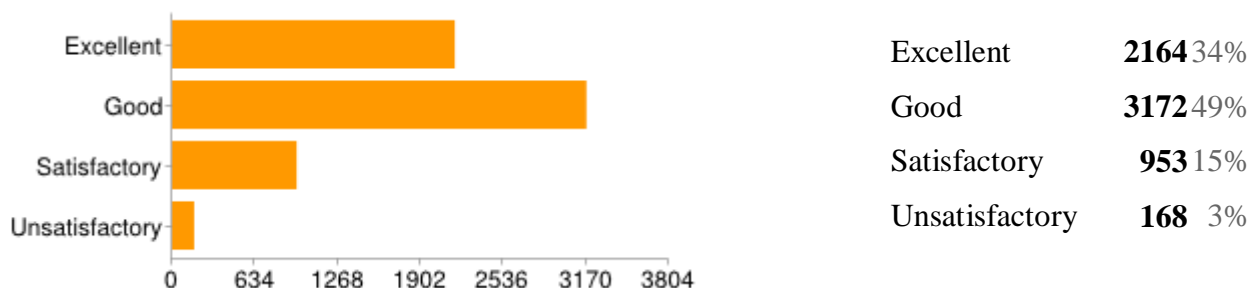


Excellent	2788	43%
Good	2768	43%
Satisfactory	789	12%
Unsatisfactory	112	2%

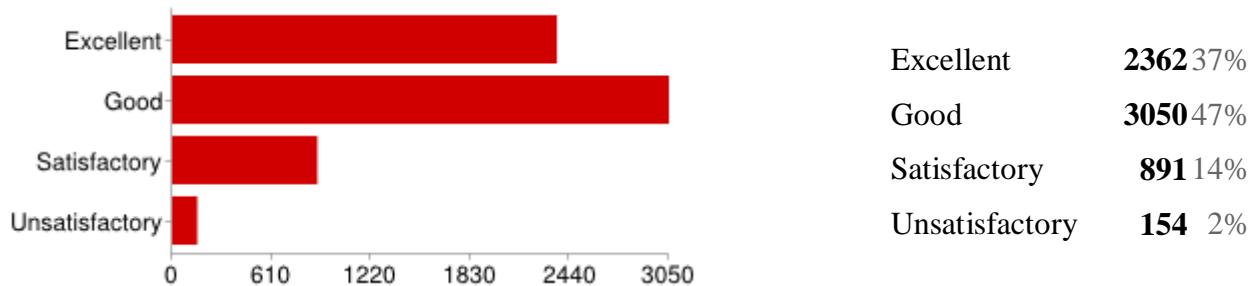
Methodology used to impart the knowledge (Use of blackboard, Charts, teaching aids,)



Active learning methodology used like Group discussion, Tutorials, Assignments and Seminars, Field visit, Quiz etc [null]



Availability to students outside class hours for clarification, Counseling, Career guidance, etc.



His / Her role as a Mentor / Motivator / Guide / Facilitator / Counselor

